

The *fourier-orns* package

Michel Bovani

michel.bovani@wanadoo.fr

January 2, 2005

Fourier-GUTenberg provides several logos and ornaments: they are now usable by those who do not want to use the Fourier-GUTenberg font system. In this case, just call the *fourier-orns* package (`\usepackage{fourier-orns}`). Remember that:









- You have to install Fourier-GUTenberg anyway.
- If you call *fourier*, you should *not* call *fourier-orns*, because *fourier* will do it anyway. All the commands described here may be used with *fourier*.

Here are the provided symbols:

- A variant of the euro symbol: `\eurologo` €, €.

Please note that the `\textit` command will not change the slant of this symbol, but `\textsl{\eurologo}` € will do it.







- Decos and logos typesetted in `\LARGE` size:

<code>\noway</code>		<code>\danger</code>	
<code>\textxswup</code>		<code>\textxswdown</code>	
<code>\decoone</code>		<code>\decotwo</code>	
<code>\decothreelleft</code>		<code>\decothreeright</code>	
<code>\decofourleft</code>		<code>\decofourright</code>	
<code>\floweroneleft</code>		<code>\floweroneright</code>	
<code>\lefthand</code>		<code>\righthand</code>	
<code>\bomb</code>			

- Smileys typesetted in `\LARGE` size:

<code>\grimace</code>		<code>\textthing</code>	
-----------------------	---	-------------------------	---

- Leaves typesetted in `\LARGE` size:

<code>\leafleft</code>		<code>\leafright</code>	
<code>\leafNE</code>		<code>\aldine</code>	
<code>\aldineleft</code>		<code>\aldineright</code>	
<code>\aldinesmall</code>	